



Fabbricatori di ghiaccio in cubetti : DX35  
Ice Cubers: DX35

### DATI TECNICI - SPECIFICATIONS



	COND.	COMP. W	ABS. W	FUSE	Kwh/100Kg	l/h	kg	Lbs	kg	Lbs
DX35 A		786	300	10	46.6	2.67	51	112	60	132
DX35 W		786	300	10	30	41.7	51	112	60	132



### PRODUZIONE DI GHIACCIO - ICE PRODUCTION kg/24h - lbs/24h

**24** x Cycle



Medium Gourmet - 20 g  
diam. 29 x H34 mm

Capacità deposito / Storage capacity

**12.6 kg**

#### Raffreddamento ad aria Air Cooled Unit

Temp. aria Air Temp.	Temp. acqua / Water Temp.			
	32°	21°	15°	10°
°C	32°	21°	15°	10°
°F	90°	70°	60°	50°
10°	21	25	27	29
50°	46	55	60	64
21°	19	23	25	27
70°	42	51	55	60
32°	15	15	15	15
90°	33	33	33	33
38°	12	12	12	12
100°	26	26	26	26

#### Raffreddamento ad acqua - Water Cooled Unit

Temp. aria Air Temp.	Temp. acqua / Water Temp.			
	32°	21°	15°	10°
°C	32°	21°	15°	10°
°F	90°	70°	60°	50°
10°	24	27	29	30
50°	53	60	64	66
21°	22	25	26	28
70°	49	55	57	62
32°	20	21	22	22
90°	44	46	49	49
38°	19	20	20	21
100°	42	44	44	46



#### DIMENSIONI - DIMENSIONS

LxPxH(mm): 380 x 515 x 1720  
WxDxH(in): 15" x 20 9/32" x 67 3/4"



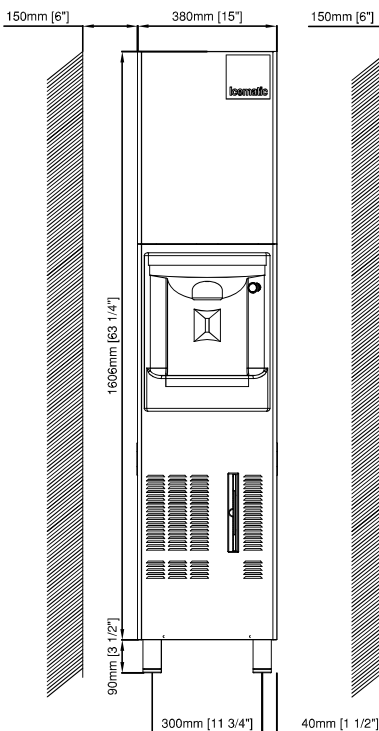
230/50/1



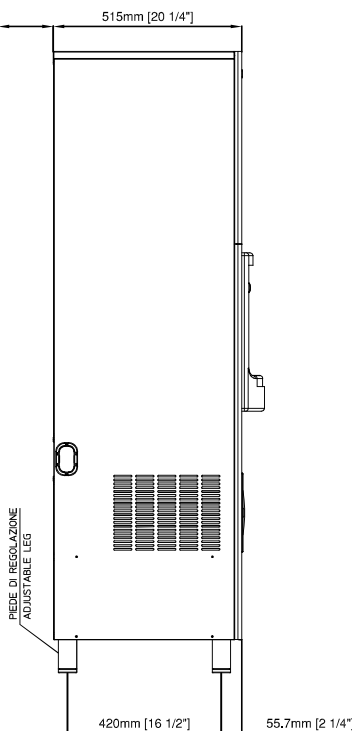
R134a

MIN		MAX
10°C (50°F)		40°C (104°F)
5°C (41°F)		35°C (95°F)
-10%		+10%
1 Bar (14 psi)		5 Bar (70 psi)

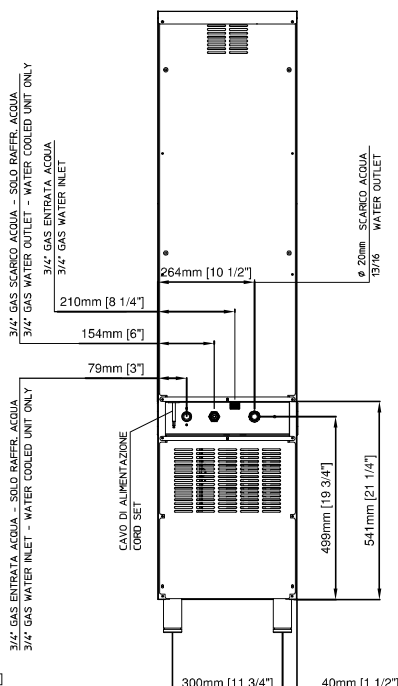
Front View  
Vista Frontale



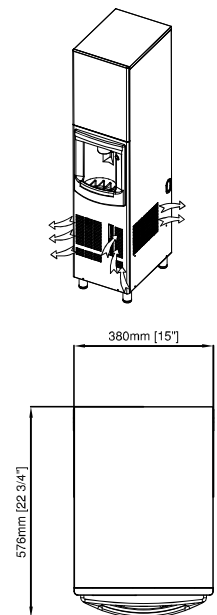
Lateral View  
Vista Laterale



Back View  
Vista Posteriore



Air Circulation  
Circolazione Aria



Top View  
Vista Superiore